

Larsen's®

Fire-Rated Cabinets - *Flame-Shield*® Option

Supplemental* Submittal and Detail Sheet for Fire-Rated: Architectural Series, Gemini Series, Cameo Series, Medallion Series, Vista Series, Rota Series, Fire Hose & Valve Cabinets, and Fire Blanket Cabinets. (NOTE: This supplemental Fire-Rated Submittal & Detail Sheet must be combined With the respective Submittal & Detail Sheet for the appropriate above listed cabinet series.)

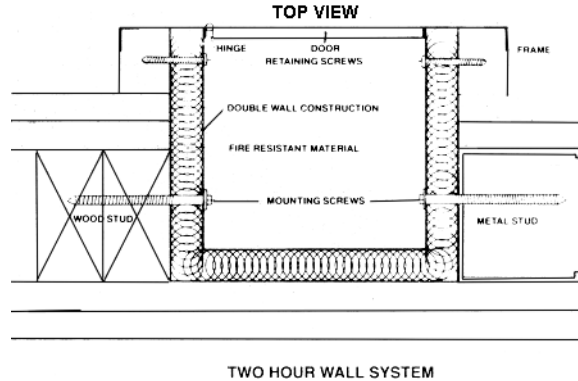
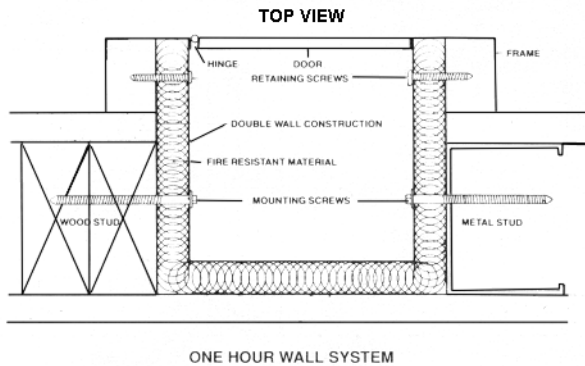
PROJECT: _____
MODEL NUMBER: FS _____
ARCHITECT: _____
DATE: _____

LOCATION: _____
QUANTITY: _____
CONTRACTOR: _____
DISTRIBUTOR: _____

SPECIFICATIONS:

The *Flame-Shield* fire-rated option is available for a variety of Larsen's fire extinguisher, fire department valve, fire hose, and fire blanket cabinets. It is designed specifically to maintain the integrity of one and two hour fire walls with all Larsen's recessed and semi-recessed cabinets. Warnock-Hersey has certified and listed Larsen's *Flame-Shield* fire-rated option for one and two hour combustible and non-combustible wall systems to meet the requirements of UBC Standard 43-B (ASTM E-814).

All boxes for cabinets with the *Flame-Shield* fire-rated option have a double wall of cold-rolled steel with baked acrylic enamel finish. The space between the double walls is lined entirely with 5/8" thick fire barrier material. All Larsen's cabinets with the *Flame-Shield* fire-rated option are provided with factory supplied anchoring devices.



STEP 1: Select fire-rated cabinet model number from the dimensions on the back of this sheet (or on attached sheet) and indicate on the top of this sheet. Because rough opening dimensions for fire-rated cabinets are larger than non-rated cabinets, please make sure the top of the dimension sheet refers to fire-rated cabinets and all model numbers are preceded by the prefix, "FS". The appropriate prefix for the respective Larsen's cabinet series should follow the "FS" prefix: Gemini (G), Cameo (C), Medallion (B for Brass or BZ for Bronze), Vista (V), Rota (R), Fire Hose (HC), Valve (VC), or Fire Blanket (FB). To specify aluminum trim and door, use the prefix, "AL" immediately before the model number. To specify stainless steel trim and door, use the prefix, "SS" immediately before the model number.

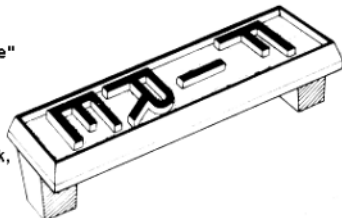
NOTE: For steps 2-5, please refer to attached Submittal & Detail Sheet for one of the following respective cabinet series: Architectural Series, Gemini Series, Cameo Series, Medallion Series, Vista Series, Rota Series, Fire Hose Cabinet, or Valve Cabinet.

STEP 2: Select Door Style and Door Glazing (if applicable)
STEP 3: Indicate Trim and Door Material

STEP 4: Indicate Trim Projection
STEP 5: Select Optional Die Cut Lettering

OPTIONAL "FIRE" HANDLE

Optional die cast "Fire" Handle is available at additional cost. Natural finish is standard. Optional finishes are red, black, and white.




Standard Red Black White

OPTIONAL RECESSED HANDLE

Optional recessed cup handle is available at additional cost with Solid, H-Duo or V-Duo Doors. The recessed handle must be specified with 4" projecting trims in order for the cabinet to comply with ADA projection guidelines.



Recessed Handle With Solid Door



Recessed Handle with Full Glass or V-Duo Door

LARSEN'S MANUFACTURING COMPANY - www.larsensmfg.com

7421 Commerce Lane N.E., Minneapolis, MN 55432 Phone: (763) 571-1181 FAX: (763) 571-6900

FLORIDA DIVISION: 3130 N.W. 17th Street, Ft. Lauderdale, FL 33311 Phone: (954) 486-3325 FAX: (954) 486-3352

**FIRE-RATED CABINET DIMENSIONS
ARCHITECTURAL, GEMINI, AND MEDALLION SERIES**

Model Number	Trim Style and Projection	Inside Box Dimensions			Outside Trim Dimensions		Rough Opening*			Recommended Extinguisher
		Height	Width	Depth	Height	Width	Height	Width	Depth	Capacity
FS 2409-R1	Rec. 5/16"	24"	9½"	5**	27½"	13"	26⅞"	11-5/8"	6⅞"	MP 2½,
FS 2409-5R	Semi-Rec. 1½"	24"	9½"	5**	27½"	13"	26⅞"	11-5/8"	4⅞"	MP5,MP5-A,
FS 2409-R3	Semi-Rec. 2½"	24"	9½"	5**	27½"	13"	26⅞"	11-5/8"	3¾"	DC2½,DC5 HT2½,HT5
FS 2409-R2	Rec. 5/16"	24"	9½"	6"	27½"	13"	26⅞"	11-5/8"	7⅞"	MP 2½,
FS 2409-6R	Semi-Rec. 2½"	24"	9½"	6"	27½"	13"	26⅞"	11-5/8"	4⅞"	MP5,MP5-A,
FS 2409-RM	Semi-Rec. 4½"	24"	9½"	6"	27½"	13"	26⅞"	11-5/8"	2⅞"	DC2½,DC5
FS 2409-R4	Semi-Rec. 3½"	24"	9½"	6"	27½"	13"	26⅞"	11-5/8"	4"	MP6,MP10
FS 2409-RA	Semi-Rec. 4"	24"	9½"	6"	27½"	13"	26⅞"	11-5/8"	3⅝"	DC6,DC10,CD5
FS 2409-R7	Semi-Rec. 1½"	24"	9½"	6"	27½"	13"	26⅞"	11-5/8"	5⅞"	HT2½, HT5
* Depth is 4¾" when supplied with aluminum door and trim. The AL2409-5R has a 1¼" square trim.										
FS 2712-R	Rec. 5/16"	27"	12"	8"	30½"	15½"	29⅞"	14⅞"	9⅞"	All of Above,
FS 2712-RK	Semi-Rec. 1¼"	27"	12"	8"	30½"	15½"	29⅞"	14⅞"	8⅞"	PW 2½,MP20,
FS 2712-RL	Semi-Rec. 2½"	27"	12"	8"	30½"	15½"	29⅞"	14⅞"	7"	DC20,CD10
FS 2712-RM	Semi-Rec. 4½"	27"	12"	8"	30½"	15½"	29⅞"	14⅞"	4⅞"	WC-6L
FS 2712-RA	Semi-Rec. 4"	27"	12"	8"	30½"	15½"	29⅞"	14⅞"	5⅝"	HT11, HT15½"
FS 2720-R	Rec. 5/16"	27"	20"	8"	30½"	23½"	29⅞"	22⅞"	9⅞"	Two Each of The listed:
FS 2720-RK	Semi-Rec. 1¼"	27"	20"	8"	30½"	23½"	29⅞"	22⅞"	8⅞"	PW2½,MP10,
FS 2720-RL	Semi-Rec. 2½"	27"	20"	8"	30½"	23½"	29⅞"	22⅞"	7"	DC10,MP20,
FS 2720-RM	Semi-Rec. 4½"	27"	20"	8"	30½"	23½"	29⅞"	22⅞"	4⅞"	DC20,CD5,
FS 2720-RA	Semi-Rec. 4"	27"	20"	8"	30½"	23½"	29⅞"	22⅞"	5⅝"	CD10,WC6-L, HT11, HT15½"
FS 3012-R	Rec. 5/16"	30"	12"	8"	33½"	15½"	32⅞"	14⅞"	9⅞"	Same as 2712
FS 3012-RK	Semi-Rec. 1¼"	30"	12"	8"	33½"	15½"	32⅞"	14⅞"	8⅞"	
FS 3012-RL	Semi-Rec. 2½"	30"	12"	8"	33½"	15½"	32⅞"	14⅞"	7"	
FS 3012-RM	Semi-Rec. 4½"	30"	12"	8"	33½"	15½"	32⅞"	14⅞"	4⅞"	
FS 3012-RA	Semi-Rec. 4"	30"	12"	8"	33½"	15½"	32⅞"	14⅞"	5⅝"	
FS 3612-R	Rec. 5/16"	36"	12"	8"	39½"	15½"	38⅞"	14⅞"	9⅞"	Same as 2712
FS 3612-RK	Semi-Rec. 1¼"	36"	12"	8"	39½"	15½"	38⅞"	14⅞"	8⅞"	FB 3612 OPTION: <input type="checkbox"/> w/Shelf & Fire Blanket
FS 3612-RL	Semi-Rec. 2½"	36"	12"	8"	39½"	15½"	38⅞"	14⅞"	7"	
FS 3612-RM	Semi-Rec. 4½"	36"	12"	8"	39½"	15½"	38⅞"	14⅞"	4⅞"	
FS 3612-RA	Semi-Rec. 4"	36"	12"	8"	39½"	15½"	38⅞"	14⅞"	5-3/8"	
FS M3216-R	Rec. 5/16"	32"	16"	8"	35½"	19½"	34⅞"	18⅞"	9⅞"	
FS M3216-RK	Semi-Rec. 1¼"	32"	16"	8"	35½"	19½"	34⅞"	18⅞"	8⅞"	
FS M3216-RL	Semi-Rec. 2½"	32"	16"	8"	35½"	19½"	34⅞"	18⅞"	7"	
FS M3216-RM	Semi-Rec. 4½"	32"	16"	8"	35½"	19½"	34⅞"	18⅞"	4⅞"	
FS M3216-RA	Semi-Rec. 4"	32"	16"	8"	35½"	19½"	34⅞"	18⅞"	5⅝"	

**FIRE-RATED CABINET DIMENSIONS
VISTA,ROTA SERIES, AND FIRE HOSE & VALVE CABINETS****

MODEL NUMBER	TRIM STYLE & PROJECTION	INSIDE BOX DIMENSION HxWxD	OUTSIDE TRIM DIMENSION - HxW	ROUGH OPENING HxWxD*
FS				
FS				
FS				
FS				
FS				
FS				

*NOTE: These are rough openings for *Fire-Rated cabinets*. Rough openings for *non-rated cabinets* are smaller - please refer to the appropriate non-rated Submittal and Detail Sheet. Rough openings must be cut to the exact specifications or the fire rating will be void.

** No knock-outs are provided with fire-rated hose and valve cabinets. Pipe holes must be drilled by the installer and complete instructions are supplied with each fire-rated hose & valve cabinet.

LARSEN'S MANUFACTURING COMPANY 7421 Commerce Lane N.E., Mpls, MN 55432
www.larsensmfg.com Phone: (763) 571-1181 FAX: (763) 571-6900
FLORIDA DIVISION: 3130 N.W. 17th Street, Ft. Lauderdale, FL 33311 Phone: (954) 486-3325 FAX: (954) 486-3352